

■ APPLICATION 用途

WLAN, Bluetooth, WiMAX, etc.

■ DIMENSIONS 外观尺寸

Figure A

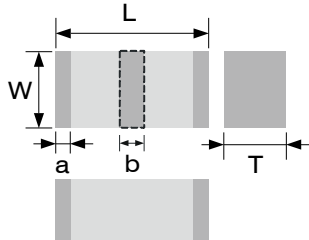


Figure B

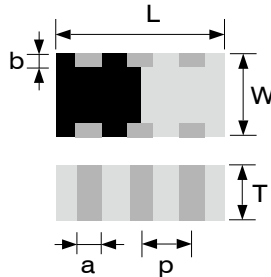


Figure C

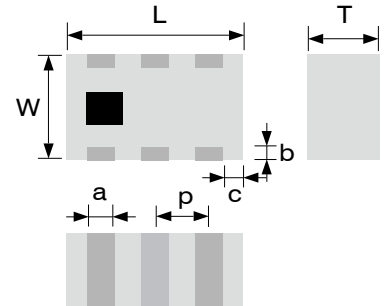


Figure D

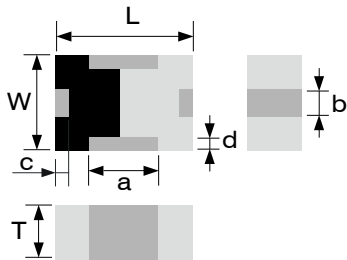


Figure E

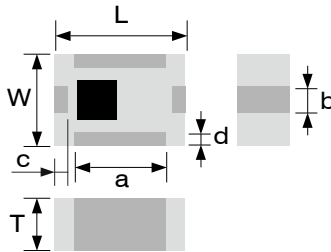
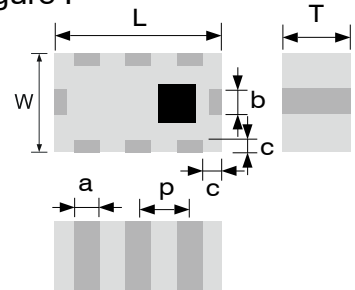


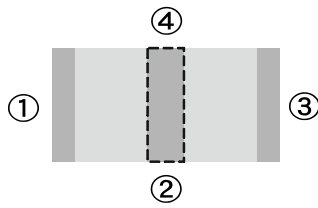
Figure F



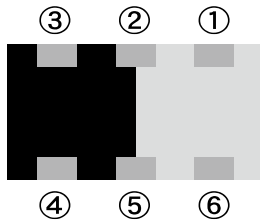
Unit: mm

Figure	L	W	T	a	b	c	d	p
A	1.0±0.05	0.5±0.05	0.40±0.05	0.18±0.10	0.25±0.10	-	-	-
B	1.60±0.10	0.80±0.10	0.65±0.10	0.30±0.10	0.30+0.10 -0.20	-	-	0.55±0.10
C	1.60±0.10	0.80±0.10	0.60±0.10	0.20±0.10	0.20+0.10 -0.15	0.15±0.10	-	0.50±0.05
D	1.60±0.10	0.80±0.10	0.60±0.10	0.70±0.15	0.30+0.10 -0.15	0.15±0.10	0.15±0.10	-
E	2.00±0.15	1.25±0.10	0.90±0.10	1.60+0.10 -0.15	0.35+0.10 -0.15	0.30+0.10 -0.20	0.30±0.20	-
F	2.00±0.15	1.25±0.10	0.90±0.10	0.30+0.10 -0.15	0.30+0.10 -0.15	0.20±0.15	-	0.65±0.1

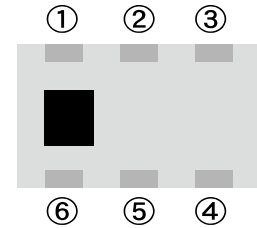
■ TERMINATION CONFIGURATION 脚位图



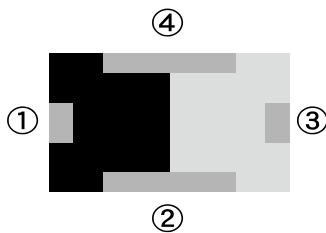
① IN ② GND
③ OUT ④ GND



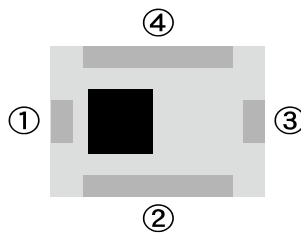
① GND ② IN ③ GND
④ GND ⑤ OUT ⑥ GND



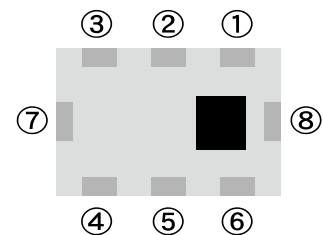
① IN ② GND ③ OUT
④ NC ⑤ GND ⑥ NC



① IN ② GND
③ OUT ④ GND



① IN ② GND
③ OUT ④ GND



① ③ ④ ⑥ GND
② ⑤ NC ⑦ OUT ⑧ IN

■ ELECTRICAL SPECIFICATION 电气规格

Part No. 型号	Pass Band 带宽(MHz)	Insertion Loss 插入损耗	VSWR 电压驻波比	Attenuation 带外抑制	Figure 外观
LTL-1005-2G4S1-A1	2400~2500	0.55 dB max.	2.0 max.	21dB min. at 4800~5000MHz 21dB min. at 7200~7500MHz	A
LTL-1608-2G4S1-A1	2400~2500	0.55 dB max.	2.0 max.	25dB min. at 4800~5000MHz 20dB min. at 7200~7500MHz	B
LTL-1608-2G4S1-A2	2400~2690	0.55 dB max.	2.0 max.	26dB min. at 4800~5390 MHz 23dB min. at 7200~8085 MHz	C
LTL-1608-2G4S1-A3	2300~2690	0.80 dB max.	2.0 max.	25dB min. at 4600~5400 MHz 25dB min. at 6900~8070 MHz	D
LTL-2012-2G4S1-A1	2300~2800	0.60 dB max.	2.0 max.	35dB min. at 4600~5600MHz 30dB min. at 6900~8400MHz	E
LTL-2012-2G4S1-A2	2300~2800	0.60 dB max.	2.0 max.	35dB min. at 4600~5600MHz 30dB min. at 6900~8400MHz	F
LTL-1608-3G5S1-A1	3400~3700	0.65 dB max.	2.0 max.	25dB min. at 6800~7400 MHz 25dB min. at 10200~11100 MHz	B
LTL-1608-3G5S1-A2	3300~3800	0.55 dB max.	2.0 max.	17dB min. at 6600~7600 MHz 20dB min. at 9900~11400 MHz	C
LTL-2012-3G5S1-A1	3000~4000	0.50 dB max.	2.0 max.	35dB min. at 6800 MHz 30dB ref. at 11000 MHz	E
LTL-2012-5G5S1-A1	4900~5900	0.60 dB max.	2.0 max.	35dB min. at 9800~11800MHz 35dB ref. at 14700~17700MHz	E
LTL-2012-5G5S1-A2	5150~5875	0.70 dB max.	1.9 max.	30dB min. at 10300~11750 MHz 20dB ref. at 15450~17625 MHz	F

©Please contact us for detail information.