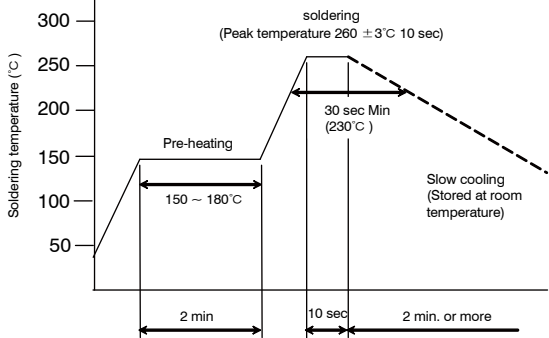
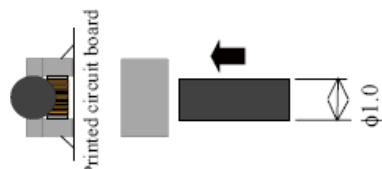
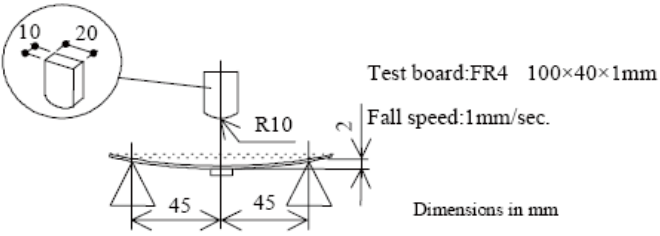
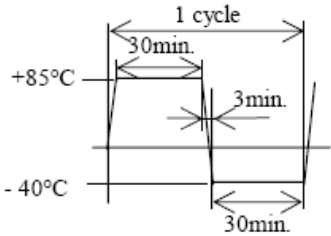


ELECTRICAL PERFORMANCE TEST

TEST ITEM	SPECIFICATION	TEST DETAILS
Solder ability	The product shall be connected to the test circuit board by the fillet (the height is 0.2mm).	Apply cream solder to the printed circuit board . Refer to Reflow profile.
Resistance to Soldering heat (reflow soldering)	There shall be no damage or problems.	<p>Temperature profile of reflow soldering</p>  <p>The specimen shall be passed through the reflow oven with the condition shown in the above profile for 1 time. The specimen shall be stored at standard atmospheric conditions for 1 hour, after which the measurement shall be made.</p>
Terminal strength	The terminal electrode and the ferrite must not be damaged.	<p>Solder a chip to test substrate, and then laterally apply a load 9.8N in the arrow direction.</p> 
Strength on PC board bending	The terminal electrode and the ferrite must not be damaged.	<p>Solder a chip to test substrate and then apply a load.</p> 
High temperature resistance	<p>Impedance: Within $\pm 20\%$ of the initial value.</p> <p>Insulation resistance and DC resistance on the specification (refer to clause 2-1) shall be met.</p> <p>The terminal electrode and the ferrite must not be damaged.</p>	<p>After the samples shall be soldered onto the test circuit board, the test shall be done.</p> <p>Measurement : After placing for 24 hours min.</p> <p>Temperature : $+85 \pm 2^\circ\text{C}$</p> <p>Applied voltage : Rated voltage</p> <p>Applied current : Rated current</p> <p>Testing time : 500 ± 12 hours</p>

■ ELECTRICAL PERFORMANCE TEST

TEST ITEM	SPECIFICATION	TEST DETAILS
Humidity resistance	Impedance: Within $\pm 20\%$ of the initial value. Insulation resistance and DC resistance on the specification (refer to clause 2-1) shall be met. The terminal electrode and the ferrite must not be damaged.	After the samples shall be soldered onto the test circuit board, the test shall be done. Measurement : After placing for 24 hours min. Temperature : $+60 \pm 2^\circ\text{C}$, Humidity : 90 to 95 %RH Applied voltage : Rated voltage Applied current : Rated current Testing time : 500 ± 12 hours
Thermal shock	Impedance: Within $\pm 20\%$ of the initial value. Insulation resistance and DC resistance on the specification (refer to clause 2-1) shall be met. The terminal electrode and the ferrite must not be damaged.	 <p>Testing time : 100 cycle</p>
Low temperature storage	Impedance: Within $\pm 20\%$ of the initial value. Insulation resistance and DC resistance on the specification (refer to clause 2-1) shall be met. The terminal electrode and the ferrite must not be damaged.	After the samples shall be soldered onto the test circuit board, the test shall be done. Measurement : After placing for 24 hours min. Temperature : $-40 \pm 2^\circ\text{C}$ Testing time : 500 ± 12 hours
Vibration	Impedance: Within $\pm 20\%$ of the initial value. Insulation resistance and DC resistance on the specification (refer to clause 2-1) shall be met. The terminal electrode and the ferrite must not be damaged.	After the samples shall be soldered onto the test circuit board, the test shall be done. Frequency : 10 to 55 Hz Amplitude : 1.52 mm Dimension and times : X , Y and Z directions for 2 hours each.
Solderability	New solder More than 75%	Flux (Resin, isopropyl alcohol{JIS-K-1522}) shall be coated over the whole of the sample before hard, the sample shall then be preheated for about 2 minutes in a temperature of $130 \sim 150^\circ\text{C}$ and after it has been immersed to a depth 0.5mm below for 3 ± 0.2 seconds fully in molten solder M705 with a temperature of $245 \pm 2^\circ\text{C}$. More than 75% of the electrode sections shall be covered with new solder smoothly when the sample is taken out of the solder bath.

NOTE: Operating Temperature Range: $-40^\circ\text{C} \sim +105^\circ\text{C}$

Storage Condition: The temperature should be within $-40^\circ\text{C} \sim 105^\circ\text{C}$ and humidity should be less than 75%RH. The product should be used within 6 months from the time of delivery.