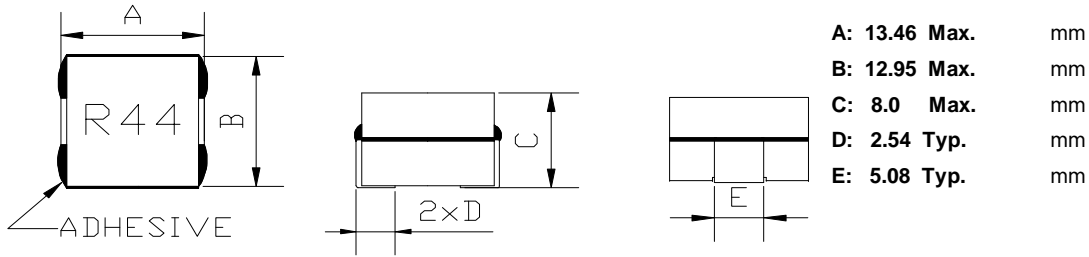


## (1) SHAPES AND DIMENSIONS



## (2) ELECTRICAL SPECIFICATIONS

### SEE TABLE 1

#### TEST INSTRUMENTS

- L : HP 4284A PRECISION LCR METER (or equivalent)
- RDC : CHROMA MODEL 16502 MILLIOHM METER (or equivalent)
- IDC1 : CH3302/G LCR METER  
 CH1320, CH1320S BIAS CURRENT SOURCE (or equivalent)

## (3) CHARACTERISTICS

- (3)-1 Ambient temperature ..... +60°C Max.
- (3)-2 Operate temperature range ..... -40°C ~ +125°C  
 (Including self temp. rise)
- (3)-3 Storage temperature range ..... -40°C ~ +125°C

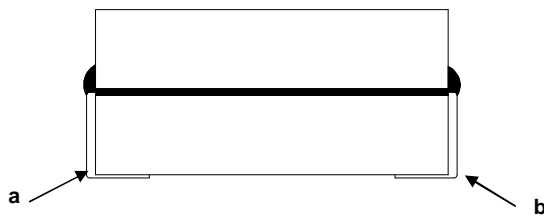
**TABLE 1**

MAGLAYERS PT/NO.	Inductance L(μH)	Percent Tolerance	Test Frequency	Resistance RDC(mΩ)	Rated DC Current		Marking
					IDC1(A)	IDC2(A)	
MSI-131308-R21□	0.210	M,N	100kHz/0.1V	0.32±9.4%	71	45	R21
MSI-131308-R26□	0.260	M,N	100kHz/0.1V	0.32±9.4%	60	45	R26
MSI-131308-R32□	0.320	M,N	100kHz/0.1V	0.32±9.4%	50	45	R32
MSI-131308-R44□	0.440	M,N	100kHz/0.1V	0.32±9.4%	35	45	R44

- ※ □ specify the inductance tolerance, M(±20%), N(±20%)
- ※ IDC1 : Based on inductance change ( $\Delta L/L_0$  : drop 20% TYP.) @ ambient temp. 25°C
- ※ IDC2 : Based on temperature rise ( $\Delta T$  : 40°C TYP.)
- Rated DC Current : The less value which is IDC1 or IDC2 .

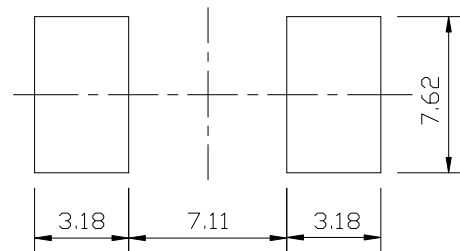
### RDC TEST POINT

The nominal DCR is measured from point "a" to point "b" .

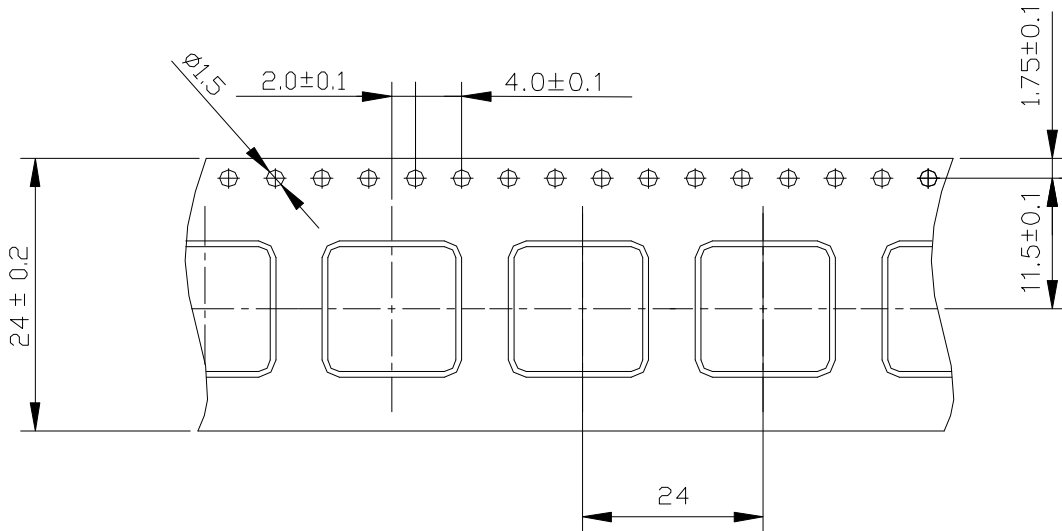


### LAND PATTERN DIMENSIONS(mm)

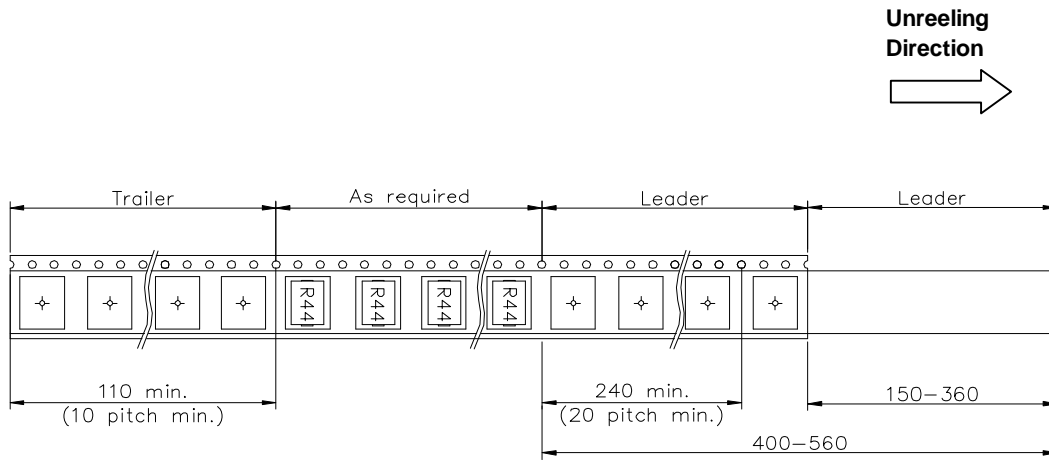
(STANDARD PATTERN)




**(4) PACKAGING**  
**(4)-1 CARRIER TAPE DIMENSIONS (mm)**



**(4)-2 TAPING DIMENSIONS (mm)**



### (4)-3 REEL DIMENSIONS (mm)



### (4)-4 QUANTITY

300pcs/Reel

The products are packaged so that no damage will be sustained.

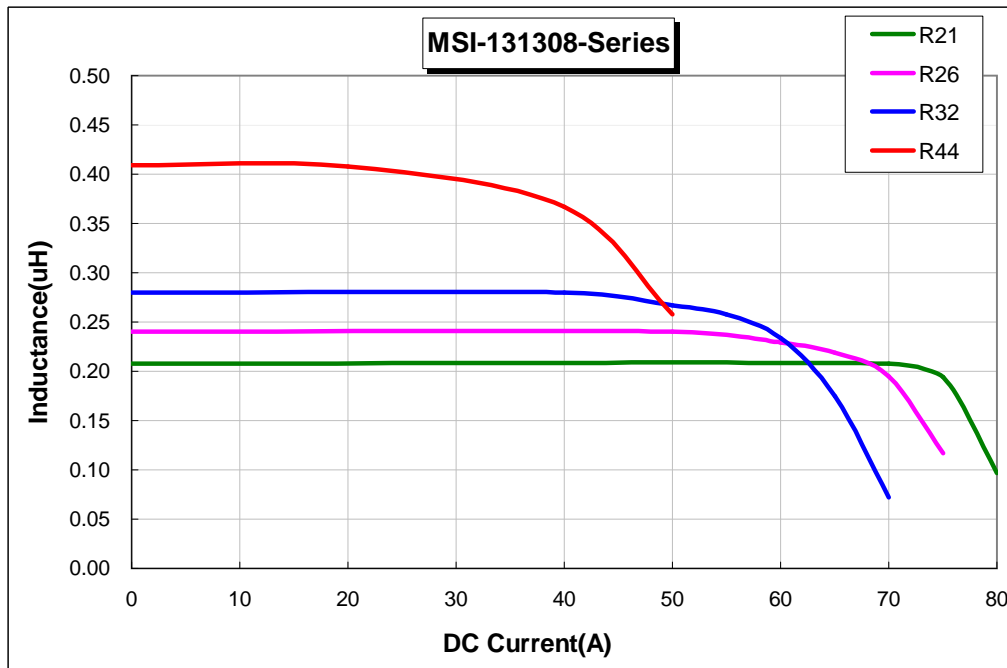


**MAG.LAYERS**

## TYPICAL ELECTRICAL CHARACTERISTICS

### INDUCTANCE vs. DC CURRENT @100kHz/0.1V

Ambient Temperature : 25°C



### Temperature Rise vs. DC Current

