

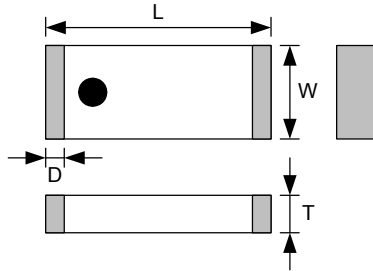
Chip Antenna 片式天线

■ Application 用途

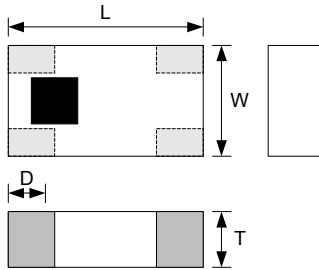
WLAN, Bluetooth, Home RF, GPS, etc.

■ Dimensions 外观尺寸

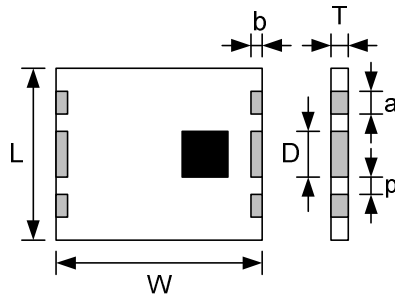
NOTE : Dimensions in mm



Dimension	L	W	T	D
3216	3.20±0.2	1.60±0.2	1.20±0.2	0.40±0.2
5020	5.00±0.2	2.00±0.2	0.80±0.2	0.40±0.2
5220	5.20±0.2	2.00±0.2	0.85±0.2	0.40±0.2
5320	5.30±0.2	2.00±0.2	1.20±0.2	0.40±0.2
5824	5.80±0.2	2.40±0.2	0.90±0.15	0.30±0.1



Dimension	L	W	T	D
6025	6.00±0.2	2.50±0.2	2.00±0.2	1.50±0.2
9037	9.00±0.5	3.75±0.2	0.80±0.2	1.50±0.2

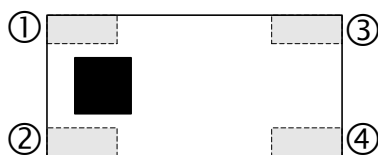


Dimension	L	W	T	D
9075	7.50±0.2	9.00±0.2	0.80±0.15	2.00±0.2
	b	a	p	
	0.30±0.2	1.00±0.2	1.00±0.2	

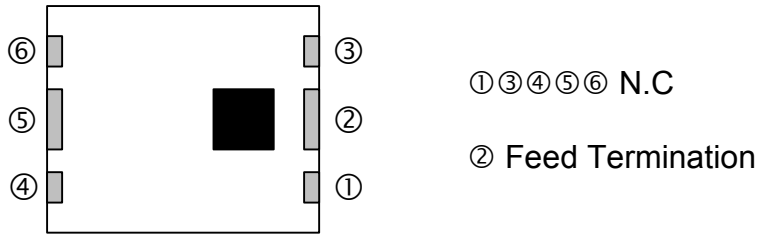
■ Termination Configuration 脚位图



- ① Feed Termination
- ② Solder Termination



- ① GND
- ② Feed Termination
- ③ GND (N.C. for 6025-B1)
- ④ GND (N.C. for 6025-B1)



■ Electrical Specification 电气规格

Part NO. 型号	Center Frequency 中心频率	Impedance 特性阻抗	Bandwidth* 带宽	Gain* 增益	VSWR 电压驻波比	Polarization 极化
LTA-9037-1G5S3-A1	1575 MHz	50 Ohms	~30MHz	-1 dBi	2.0 max.	Linear
LTA-3216-2G4S3-A1	2450 MHz	50 Ohms	~100 MHz	0~1 dBi	2.0 max.	Linear
LTA-3216-2G4S3-A3	2450 MHz	50 Ohms	~80 MHz	0~2 dBi	2.0 max.	Linear
LTA-5020-2G4S3-A1	2450 MHz	50 Ohms	~200 MHz	0~1 dBi	2.0 max.	Linear
LTA-5020-2G4S3-A2	2450 MHz	50 Ohms	~200 MHz	0~1 dBi	2.0 max.	Linear
LTA-5220-2G4S3-A1	2450 MHz	50 Ohms	~200 MHz	0~1 dBi	2.0 max.	Linear
LTA-5320-2G4S3-A1	2450 MHz	50 Ohms	~150 MHz	0~1 dBi	2.0 max.	Linear
LTA-5824-2G4S4-A1	2450 MHz	50 Ohms	~150 MHz	1~2 dBi	2.0 max.	Linear
LTA-6025-2G4S3-B1	2450 MHz	50 Ohms	~100 MHz	0 dBi	2.5 max.	Linear
LTA-6025-2G4S3-B2	2450 MHz	50 Ohms	~100 MHz	2 dBi	2.5 max.	Linear
LTA-9037-2G4S3-B1	2450 MHz	50 Ohms	~100 MHz	1 dBi	2.0 max.	Linear
LTA-9075-4G0S3-A1	4000 MHz	50 Ohms	~1800 MHz	1 dBi	3.0 max.	Linear

*Depend on PCB layout.

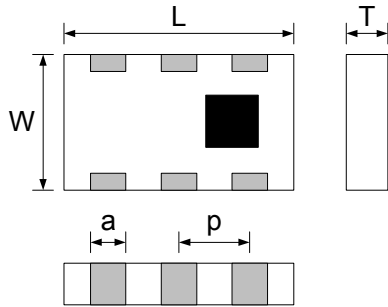
©Please contact us for detail information.

Dual Band Antenna 双频天线

Application 用途

Dual-band WLAN, WiMAX.

Dimensions 外观尺寸

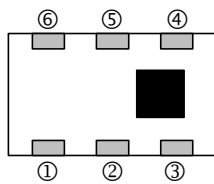


NOTE : Dimensions in mm

DBA-7040			
L	W	T	a
7.00 ± 0.20	4.00 ± 0.20	0.75 ± 0.15	0.80 ± 0.20
b	p		
0.30 ± 0.15	3.00 ± 0.20		

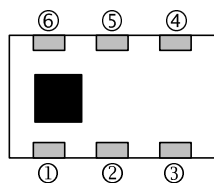
Termination Configuration 脚位图

DBA-7040-25GS3-A1



- ① For 2.4 GHz Tuning Stub
- ② N.C.
- ③ For 5.5 GHz Tuning Stub
- ④ N.C.
- ⑤ Feed Termination
- ⑥ N.C.

DBA-7040-3G0S3-A1



- ① Solder Termination
- ② Solder Termination
- ③ Solder Termination
- ④ N.C.
- ⑤ Feed Termination
- ⑥ N.C.

Electrical Specification 电气规格

Part NO. 型号	Center Frequency 中心频率	Bandwidth* 带宽	Impedance 特性阻抗	Gain* 增益	VSWR 电压驻波比	Polarization 极化
DBA-7040-25GS3-A1	2450 MHz	100 MHz	50 ohm	> 1dBi	2.5 max.	Linear
	5400 MHz	1000 MHz				
DBA-7040-3G0S3-A1	2550 MHz	300 MHz	50 ohm	> 1dBi	2.0 max.	Linear
	3600 MHz	600 MHz				

*Depend on PCB layout.

©Please contact us for detail information