

Application

Laptop, desktop and server applications

High current power supplies

Battery powered devices

PMIC

Features

RoHS compliant & halogen free

Low resistance and high current rating

Magnetic core made by high performance magnetic metal powder

Product Identification

① ② ③ ④ ⑤
MLV - YT10 N R22 □ - X1

① Product Code

② Dimensions

③ Inductance: R22 = 0.22 μ H

④ Inductance Tolerance: M = $\pm 20\%$, N = $\pm 30\%$

⑤ Series Type: X1 Type

Note: Please refer to the "Product Dimension" for detail dimensions.

Electrical Performance

| Part number | Inductance @0A (μ H) | Rdc(m Ω) | | Heat rating current (Idc) ¹ DC amps (A) | Saturation current (Isat) ² DC amps (A) |
|------------------|---------------------------------|------------------|------|--|--|
| | | Typ. | Max. | | |
| MLV-YT10NR22□-X1 | 0.22 | 10 | 12 | 5.22 | 6 |
| MLV-YT10NR33□-X1 | 0.33 | 21 | 26 | 4 | 4.77 |
| MLV-YT10NR47□-X1 | 0.47 | 34 | 41 | 3.15 | 4.05 |
| MLV-YT10NR50□-X1 | 0.5 | 36 | 44 | 3.06 | 3.87 |
| MLV-YT10NR68□-X1 | 0.68 | 40 | 48 | 2.79 | 3.42 |
| MLV-YT10N1R0□-X1 | 1 | 54 | 65 | 2.52 | 3.2 |
| MLV-YT10N1R5□-X1 | 1.5 | 80 | 95 | 1.98 | 2.7 |
| MLV-YT10N2R2□-X1 | 2.2 | 96 | 113 | 1.62 | 2.34 |

Note

Test frequency: 1MHz, 0.25V.

Test instruments: Inductance/saturation current: Keysight 4285A or equivalent.

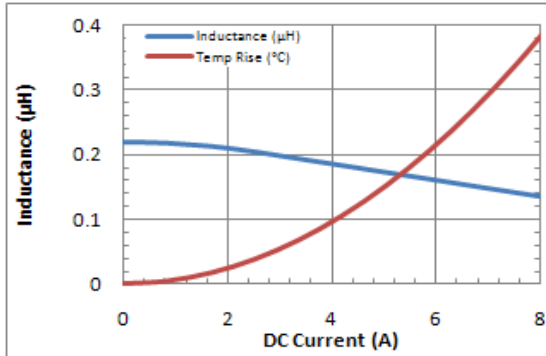
Rdc: ADEX AX1152D or equivalent.

Notes:

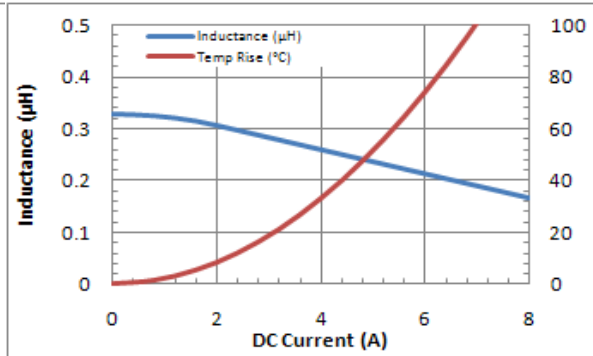
1. The heat rating current (Idc) will cause temperature rise approximate 40°C.
2. The saturation current (Isat) will cause initial inductance drop approximate 30%.
3. All test data is referenced at 25°C ambient.
4. Operating temperature range -40°C to +125°C.
5. Withstand voltage: 25V DC.

Electrical Characteristics

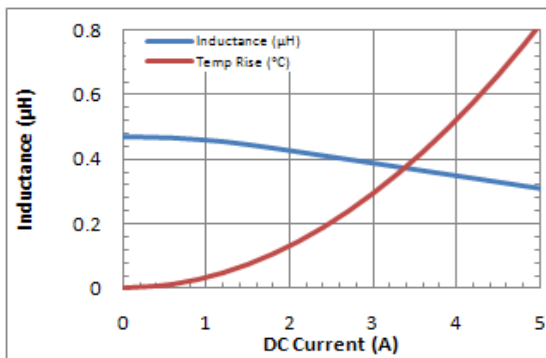
MLV-YT10NR22-X1



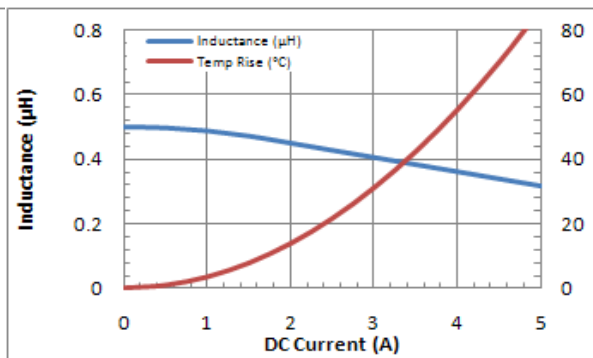
MLV-YT10NR33-X1



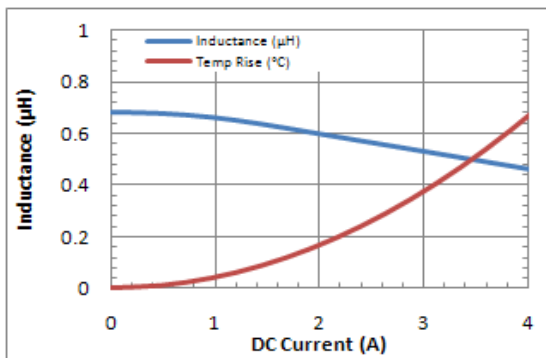
MLV-YT10NR47-X1



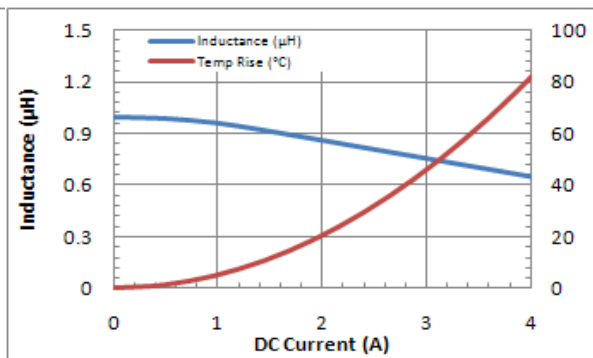
MLV-YT10NR50-X1



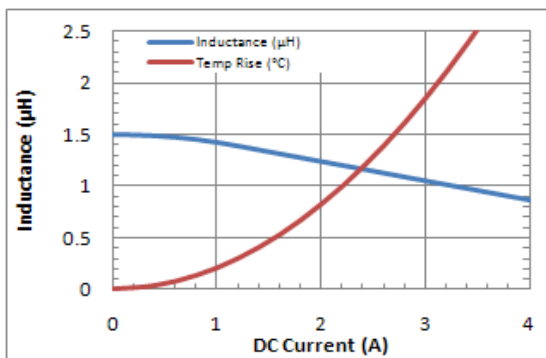
MLV-YT10NR68-X1



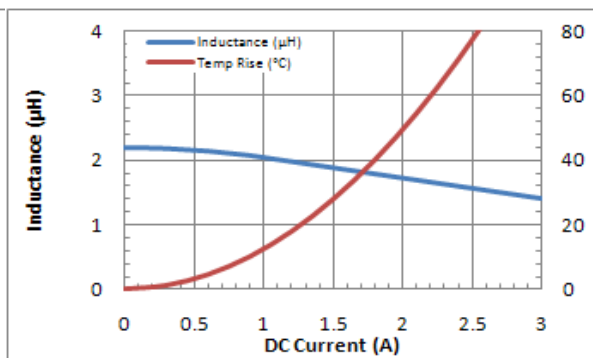
MLV-YT10N1R0-X1



MLV-YT10N1R5-X1

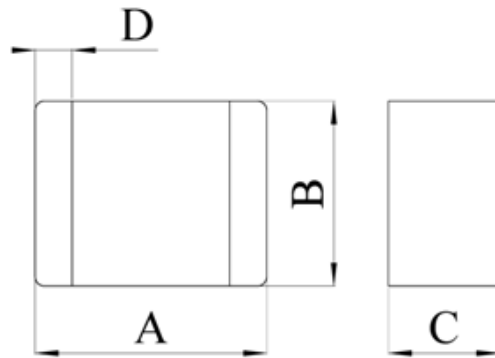


MLV-YT10N2R2-X1



MAG.LAYERS

Product Dimension



| Dimension | A | B | C | D |
|--------------------|---------------|---------------|---------|---------------|
| Part number | | | | |
| MLV-YT10NSERIES-X1 | 2.5 ± 0.2 | 2.0 ± 0.2 | 1.0 Max | 0.6 ± 0.2 |

Unit: mm

■ Recommended PCB Layout



| Type | YT10 |
|------|------|
| A | 2.0 |
| B | 1.2 |
| C | 2.8 |

Unit: mm

Safety precaution

1. Do not make any through holes and copper pattern in the dotted line area. Except a copper pattern to the electrode.
2. Don't design/mount any components in contact with this product.

This power choke coil itself does not have any protective function in abnormal condition such as overload, short circuit, open conditions and etc, it shall be confirmed as the end product that there is no risk of smoking, fire, dielectric withstand voltage, insulation resistance and etc. in abnormal conditions to provide protective devices and/or protection circuit in the end product.

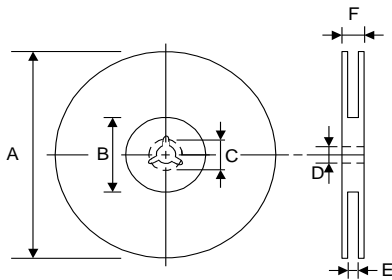
■ Packaging

Peel-off force



The peel off force of cover tape is 10 to 70 grams in the arrow direction.

Dimensions



| Type | A | B | C | D | E | F |
|------|-------|-----------|----------|--------|-------|--------|
| 8mm | 178±1 | 60+0.5/-0 | 19.3±0.1 | 13±0.2 | 9±0.5 | 12±0.5 |

Unit: mm



| TYPE | SIZE | A | B | W | P | T |
|------|------|------|------|-----|-----|-----|
| MLV | YT10 | 2.27 | 2.74 | 8.0 | 4.0 | 1.2 |

Unit: mm



Taping quantity

| | |
|----------|------|
| Series | YT10 |
| PCS/Reel | 3000 |

Tape packing case



| Number of case | W | L | H |
|----------------|--------|--------|---------|
| 2 | 18±0.5 | 18±0.5 | 2.4±0.2 |
| 3 | 18±0.5 | 18±0.5 | 3.6±0.2 |
| 4 | 18±0.5 | 18±0.5 | 4.8±0.2 |
| 5 | 18±0.5 | 18±0.5 | 6.0±0.2 |