

## SCOPE :

This specification applies to the Pb Free high current type SMD coupled inductors for

MSI-361108CP-R050M-H-VT

"This device is licensed for use only when incorporated within a voltage regulator or converter employing power regulating devices manufactured or designed by Volterra Semiconductor Corp. No license is granted expressly or by implication to use this device with power regulating devices manufactured or designed by any company other than Volterra."

## PRODUCT IDENTIFICATION

**MSI - 361108CP - R050 M - H - VT**

①      ②      ③      ④      ⑤

① Product Code

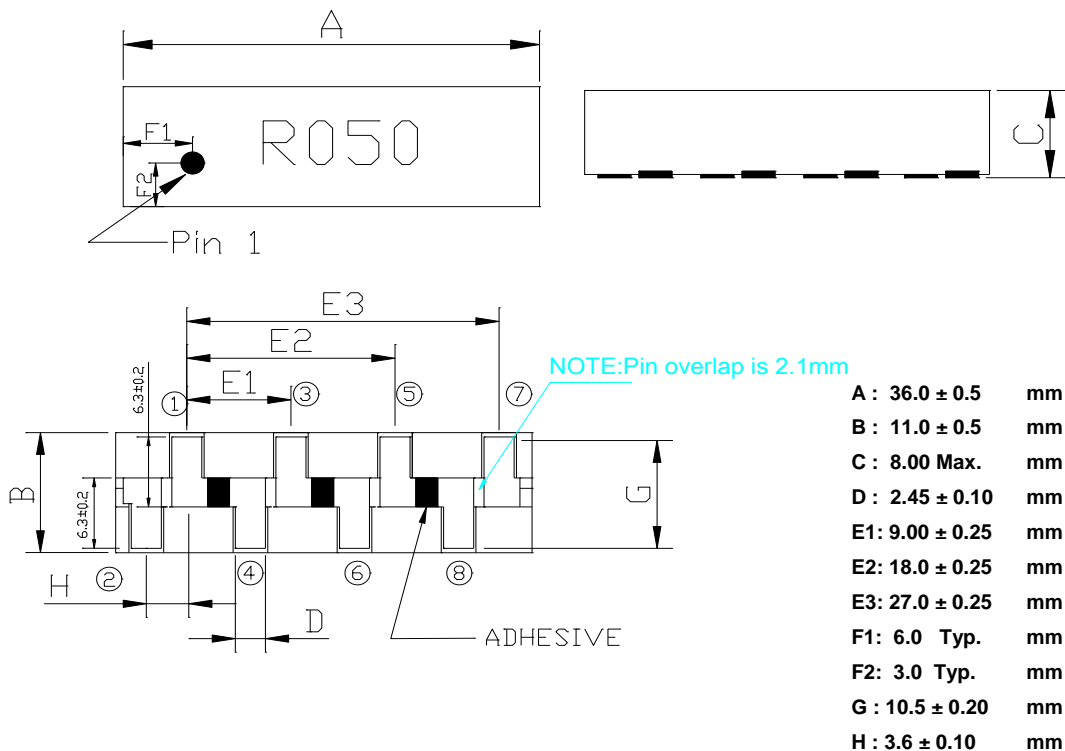
② Dimensions Code

③ Inductance Code

④ Tolerance Code

⑤ Inner Control Code

## (1) SHAPES AND DIMENSIONS



## (2) ELECTRICAL SPECIFICATIONS

SEE TABLE 1

### TEST INSTRUMENTS

L : HP 4285A PRECISION LCR METER (or equivalent)

RDC : CHROMA MODEL 16502 MILLIOHM METER (or equivalent)

## (3) CHARACTERISTICS

(3)-1 Operate temperature range ..... -40°C ~ +125°C

(Including self temp. rise)

(3)-2 Storage temperature range ..... -40°C ~ +125°C



MAG.LAYERS

## TABLE

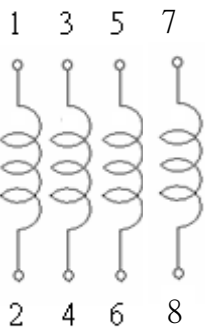
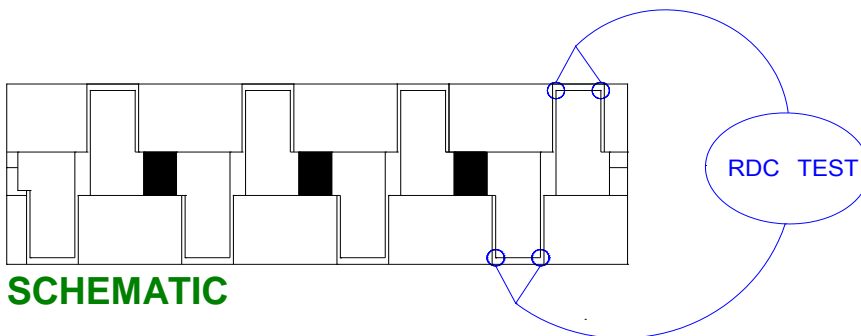
MAGLAYERS PT/NO :		MSI-361108CP-R050M-H-VT		
OCL (nH)	Current (A)	@ 25°C	@ 85°C	@ 105°C
	0A	200 Min.		
	15A	200 Min.		
	20A	200 Min.	190 Min.	180 Min.
	23A	-	-	100 Min.
	25A	150 Min.	120 Min.	-
LK (nH)	0A	50±20%		
	110A	40 Min.		
RDC(mΩ)		0.29±10%		
Irms	50A	Based on temperature rise ( $\Delta T$ : 40°C TYP.)		

\*Open Circuit Inductance(OCL)

\*Test Frequency : 1MHz/0.1Vrms, 0.0Adc

\*The specs (Lk at 0A, and OCL at 0A and 25A) are guaranteed at room temp as tested in production and other parameters are guaranteed by design.

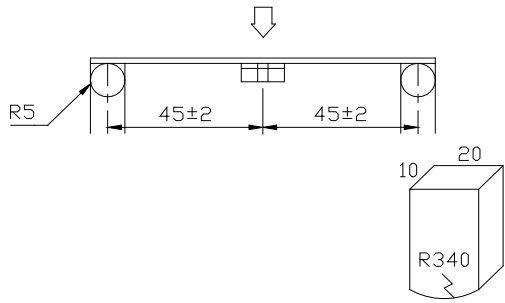
## RDC TEST POINT



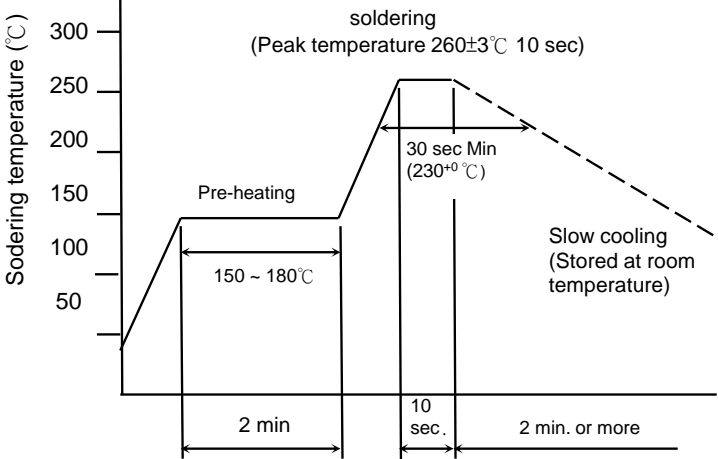
## (4) RELIABILITY TEST METHOD ELECTRICAL

TEST ITEM	SPECIFICATION	TEST DETAILS
Temperature characteristics	$\Delta L/L20^{\circ}\text{C} \leq \pm 10\%$ 0~2000 ppm/ $^{\circ}\text{C}$	The test shall be performed after the sample has stabilized in an ambient temperature of -20 to +85 $^{\circ}\text{C}$ , and the value calculated based on the value applicable in a normal temperature and normal humidity shall be $\Delta L/L20^{\circ}\text{C} \leq \pm 10\%$ .

## MECHANICAL

TEST ITEM	SPECIFICATION	TEST DETAILS
Substrate bending	$\Delta L/L_0 \leq \pm 5\%$  There shall be no mechanical damage or electrical damage.	<p>The sample shall be soldered onto the printed circuit board in figure 1 and a load applied until the figure in the arrow direction is made approximately 3mm. (keep time 30 seconds)</p> <p>PCB dimension shall the page 7/9</p> <p>F(Pressurization)</p>  <p>PRESSURE ROD figure-1</p>

## MECHANICAL

TEST ITEM	SPECIFICATION	
Vibration	$\Delta L/L_0 \leq \pm 5\%$  There shall be no mechanical damage.	The sample shall be soldered onto the printed circuit board and when a vibration having an amplitude of 1.52mm and a frequency of from 10 to 55Hz/1 minute repeated should be applied to the 3 directions (X,Y,Z) for 2 hours each. (A total of 6 hours)
Solderability	New solder More than 90%	Flux (rosin, isopropyl alcohol{JIS-K-1522}) shall be coated over the whole of the sample before hard, the sample shall then be preheated for about 2 minutes in a temperature of 130~150°C and after it has been immersed to a depth 0.5mm below for 3±0.2 seconds fully in molten solder M705 with a temperature of 245±5°C.  More than 90% of the electrode sections shall be covered with new solder smoothly when the sample is taken out of the solder bath.
Resistance to Soldering heat (reflow soldering)	There shall be no damage or problems.	<p style="text-align: center;"><b>Temperature profile of reflow soldering</b></p>  <p>The specimen shall be passed through the reflow oven with the condition shown in the above profile for 1 time.            The specimen shall be stored at standard atmospheric conditions for 1 hour, after which the measurement shall be made.</p>

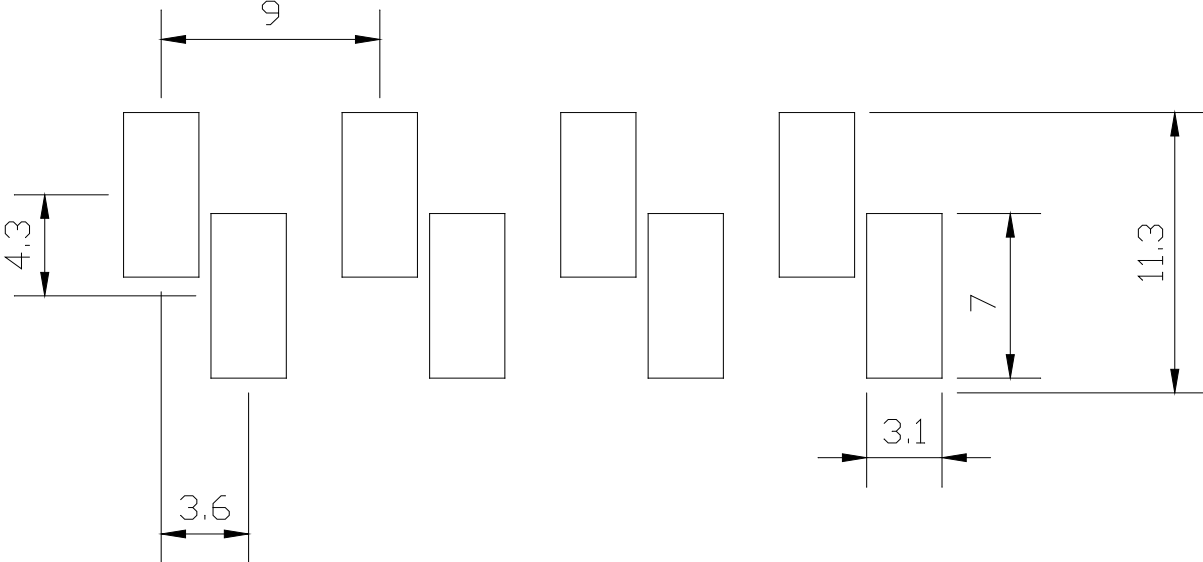


## ENVIROMENT CHARACTERISTICS

TEST ITEM	SPECIFICATION																
High temperature storage	$\Delta L/L_0 \leq \pm 5\%$  There shall be no mechanical damage.	The sample shall be left for $96 \pm 4$ hours in an atmosphere with a temperature of $125^\circ\text{C}$ and a normal humidity.  Upon completion of the measurement shall be made after the sample has been left in a normal temperature and normal humidity for 1 hour.															
Low temperature storage	$\Delta L/L_0 \leq \pm 5\%$  There shall be no mechanical damage.	The sample shall be left for $96 \pm 4$ hours in an atmosphere with a temperature of $-40 \pm 3^\circ\text{C}$ .  Upon completion of the test, the measurement shall be made after the sample has been left in a normal temperature and normal humidity for 1 hour.															
Change of temperature	$\Delta L/L_0 \leq \pm 5\%$  There shall be no other damage of problems	The sample shall be subject to 5 continuous cycles, such as shown in the table 2 below and then it shall be subjected to standard atmospheric conditions for 1 hour, after which measurement shall be made.  <div style="text-align: center;">                         table 2  <table border="1" style="margin: auto;"> <thead> <tr> <th></th> <th style="text-align: center;">Temperature</th> <th style="text-align: center;">Duration</th> </tr> </thead> <tbody> <tr> <td style="text-align: center;">1</td> <td style="text-align: center;"><math>-40 \pm 3^\circ\text{C}</math> (Thermostat No.1)</td> <td style="text-align: center;">30 min.</td> </tr> <tr> <td style="text-align: center;">2</td> <td style="text-align: center;">Standard atmospheric</td> <td style="text-align: center;">No.1→No.2</td> </tr> <tr> <td style="text-align: center;">3</td> <td style="text-align: center;"><math>125 \pm 2^\circ\text{C}</math> (Thermostat No.2)</td> <td style="text-align: center;">30 min.</td> </tr> <tr> <td style="text-align: center;">4</td> <td style="text-align: center;">Standard atmospheric</td> <td style="text-align: center;">No.2→No.1</td> </tr> </tbody> </table> </div>		Temperature	Duration	1	$-40 \pm 3^\circ\text{C}$ (Thermostat No.1)	30 min.	2	Standard atmospheric	No.1→No.2	3	$125 \pm 2^\circ\text{C}$ (Thermostat No.2)	30 min.	4	Standard atmospheric	No.2→No.1
	Temperature	Duration															
1	$-40 \pm 3^\circ\text{C}$ (Thermostat No.1)	30 min.															
2	Standard atmospheric	No.1→No.2															
3	$125 \pm 2^\circ\text{C}$ (Thermostat No.2)	30 min.															
4	Standard atmospheric	No.2→No.1															
Moisture storage	$\Delta L/L_0 \leq \pm 5\%$  There shall be no mechanical damage.	The sample shall be left for $96 \pm 4$ hours in a temperature of $40 \pm 2^\circ\text{C}$ and a humidity(RH) of $90 \sim 95\%$ .  Upon completion of the test, the measurement shall be made after the sample has been left in a normal temperature and normal humidity more than 1 hour.															
Test conditions :  The sample shall be reflow soldered onto the printed circuit board in every test.																	

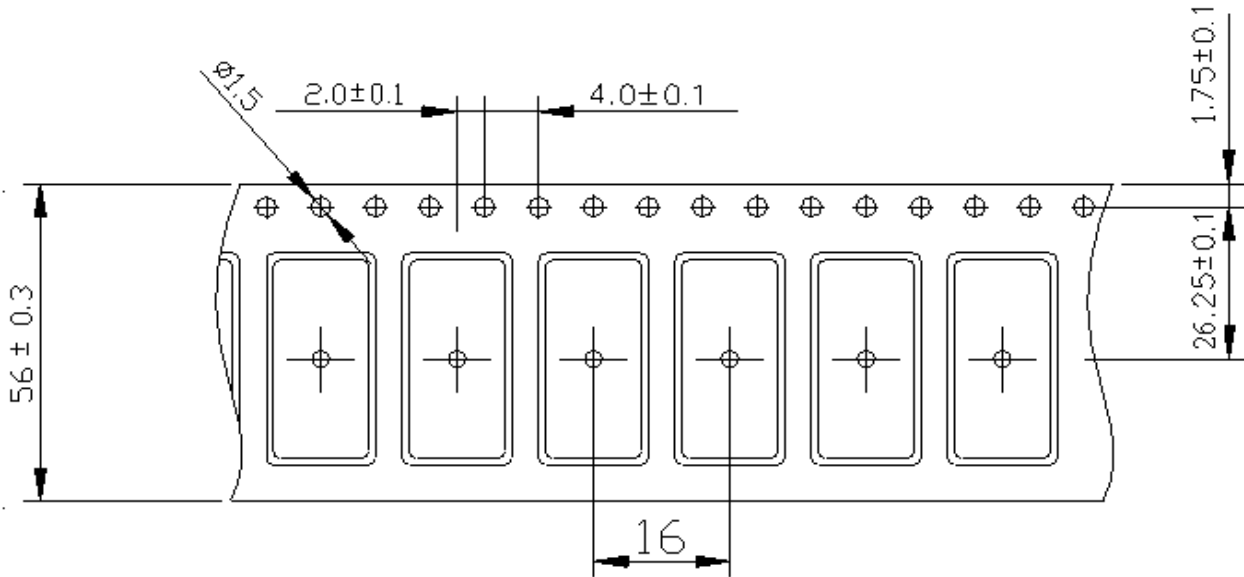
**(5) LAND DIMENSION (Ref.)**

**(5)-1 LAND PATTERN DIMENSIONS(mm)**

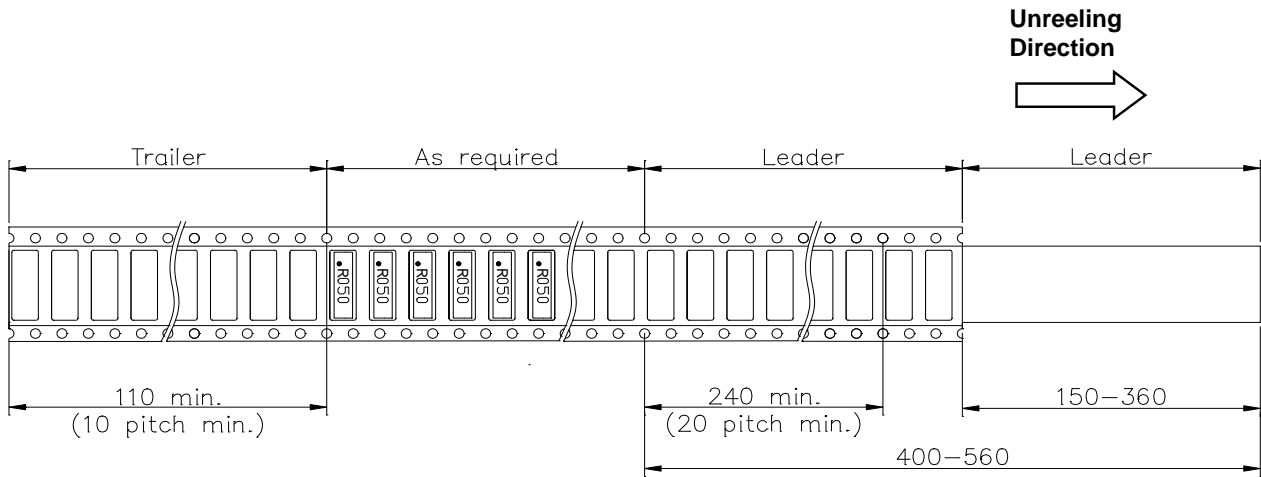


## (6) PACKAGING

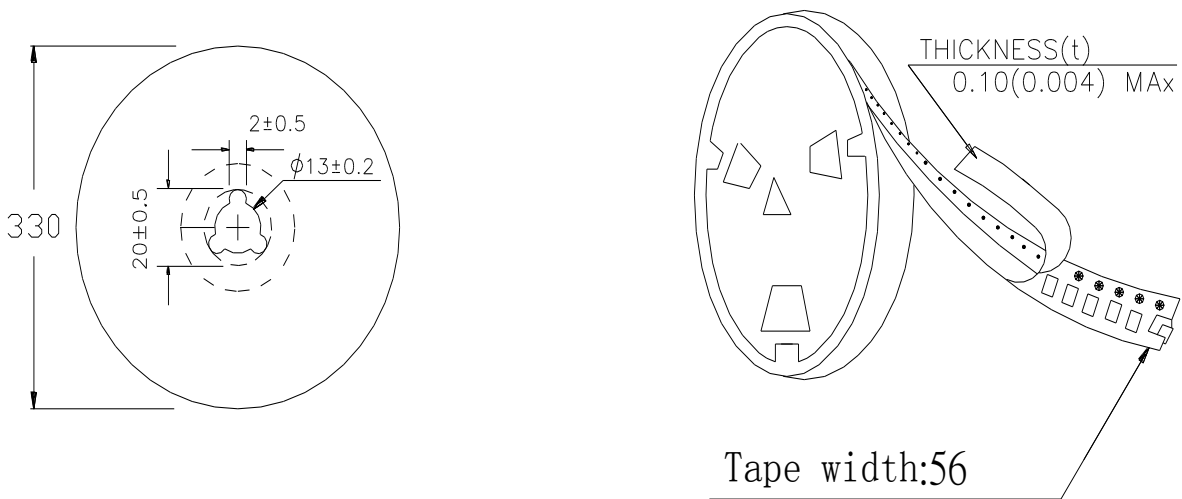
### (6)-1 CARRIER TAPE DIMENSIONS (mm)



### (6)-2 TAPING DIMENSIONS (mm)



### (6)-3 REEL DIMENSIONS (mm)



### (6)-4 QUANTITY

300 pcs/Reel

The products are packaged so that no damage will be sustained.

Please note that the contents may change without any prior notice due to reasons such as upgrading.