

SMD Multilayer Ceramic Chip Inductors – LTI-160808 Series

Electrical Characteristics

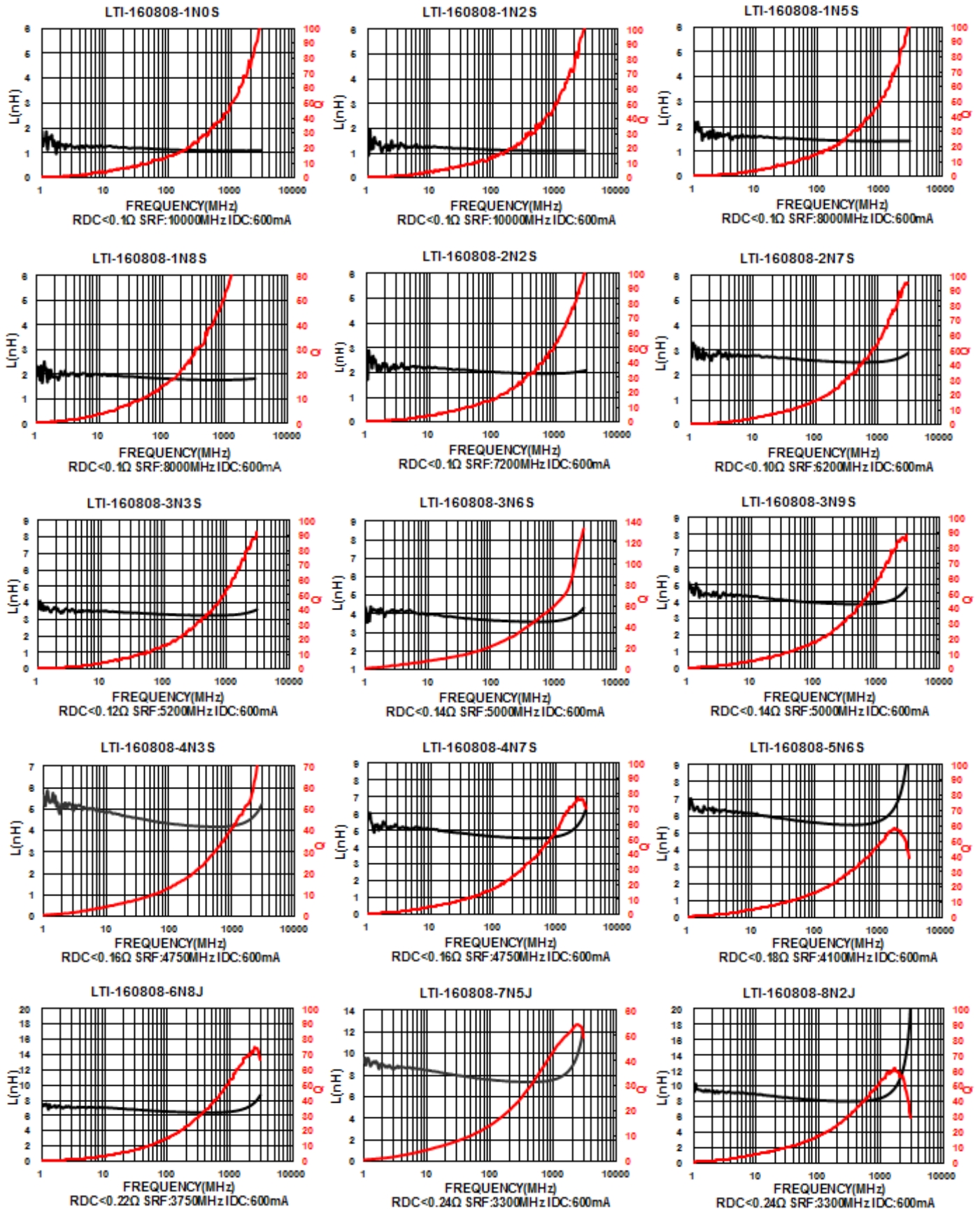
Part Number	Inductance (nH)	Tolerance (±%)	Test Frequency (MHz)	Q Min	SRF (MHz) Typ.	RDC (Ω) Max	IDC (mA) Max
LTI-160808-1N0S	1.0	±0.3nH	100	8	10000	0.10	600
LTI-160808-1N2S	1.2	±0.3nH	100	8	10000	0.10	600
LTI-160808-1N5S	1.5	±0.3nH	100	8	8000	0.10	600
LTI-160808-1N6S	1.6	±0.3nH	100	8	8000	0.10	600
LTI-160808-1N8S	1.8	±0.3nH	100	8	8000	0.10	600
LTI-160808-2N2S	2.2	±0.3nH	100	8	7200	0.10	600
LTI-160808-2N7S	2.7	±0.3nH	100	10	6200	0.10	600
LTI-160808-3N0S	3.0	±0.3nH	100	10	5200	0.12	600
LTI-160808-3N3□	3.3	±0.3nH/10	100	10	5200	0.12	600
LTI-160808-3N6S	3.6	±0.3nH	100	10	5000	0.14	600
LTI-160808-3N9□	3.9	±0.3nH/10	100	10	5000	0.14	600
LTI-160808-4N3□	4.3	±0.3nH/10	100	10	4750	0.16	600
LTI-160808-4N7□	4.7	±0.3nH /10	100	10	4750	0.16	600
LTI-160808-5N1□	5.1	±0.3nH /10	100	10	4100	0.18	600
LTI-160808-5N6□	5.6	±0.3nH/10	100	10	4100	0.18	600
LTI-160808-6N2□	6.2	5 / 10	100	10	3750	0.22	600
LTI-160808-6N8□	6.8	5 / 10	100	10	3750	0.22	600
LTI-160808-7N5□	7.5	5 / 10	100	10	3300	0.24	600
LTI-160808-8N2□	8.2	5 / 10	100	10	3300	0.24	600
LTI-160808-10N□	10	5 / 10	100	12	3000	0.26	600
LTI-160808-12N□	12	5 / 10	100	12	2600	0.28	600
LTI-160808-15N□	15	5 / 10	100	12	2500	0.32	600
LTI-160808-16N□	16	5 / 10	100	12	2400	0.35	600
LTI-160808-18N□	18	5 / 10	100	12	2400	0.35	600
LTI-160808-22N□	22	5 / 10	100	12	2000	0.40	500
LTI-160808-27N□	27	5 / 10	100	12	1900	0.45	500
LTI-160808-33N□	33	5 / 10	100	12	1600	0.55	400
LTI-160808-39N□	39	5 / 10	100	12	1400	0.60	400
LTI-160808-47N□	47	5 / 10	100	12	1300	0.70	400
LTI-160808-56N□	56	5 / 10	100	12	1100	0.75	400
LTI-160808-62N□	62	5 / 10	100	12	1050	0.85	400
LTI-160808-68N□	68	5 / 10	100	12	1050	0.85	400
LTI-160808-75N□	75	5 / 10	100	12	900	1.00	300
LTI-160808-82N□	82	5 / 10	100	12	900	1.00	300
LTI-160808-R10□	100	5 / 10	100	12	770	1.20	300
LTI-160808-R12□	120	5 / 10	50	8	650	1.30	300
LTI-160808-R15□	150	5 / 10	50	8	550	1.70	250
LTI-160808-R18□	180	5 / 10	50	8	520	1.90	250
LTI-160808-R22□	220	5 / 10	50	8	500	2.00	250
LTI-160808-R27□	270	5 / 10	50	8	470	2.20	150
LTI-160808-R33□	330	5 / 10	50	8	320	2.80	100
LTI-160808-R39□	390	5 / 10	50	8	300	3.00	100

Note: When ordering, please specify tolerance code. Tolerance : S=±0.3nH , J=±5% , K=±10%

- Operating temperature range - 55°C ~ 125°C(Including self - temperature rise)
- IDC : Applied the current to coils, the inductance shall be less than 10% initial value
- Residual impedance of short chip : 0nH
- Measure Equipment :
 L & Q : Agilent E4991A+Agilent 16197A
 SRF : HP8753D
 RDC : HP4338B or CHEN HWA 502

SMD Multilayer Ceramic Chip Inductors – LTI-160808 Series

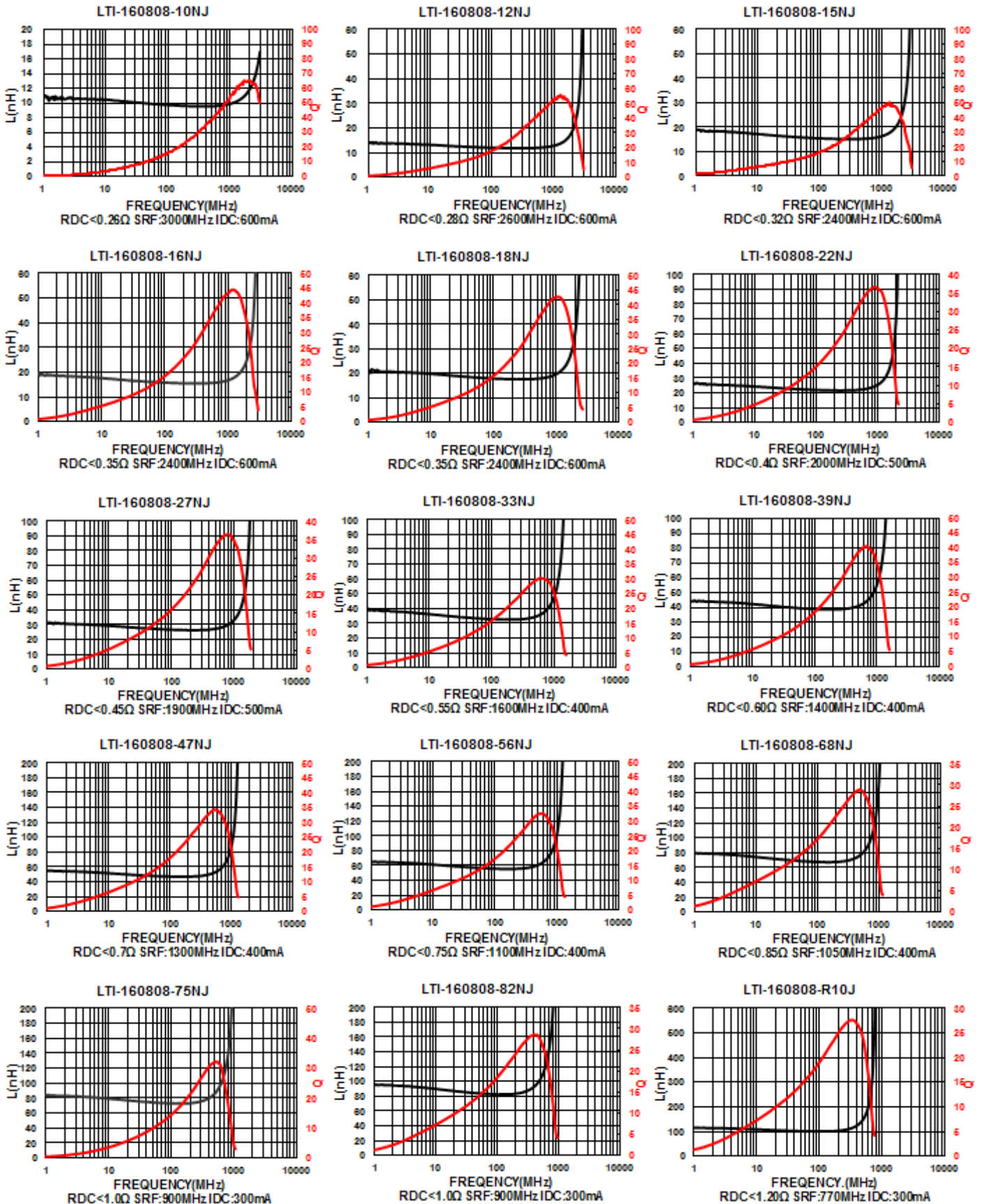
Test Instruments : Agilent E4991A Material/Impedance Analyzer



Please be sure to request approval specifications that provide further details of the products. Kindly note that the content of these specifications are subject to change or may be discontinued without prior notice. This product may not be designed/used in medical or high risk applications without Mag.Layers approval. Please contact our sales department before ordering.

SMD Multilayer Ceramic Chip Inductors – LTI-160808 Series

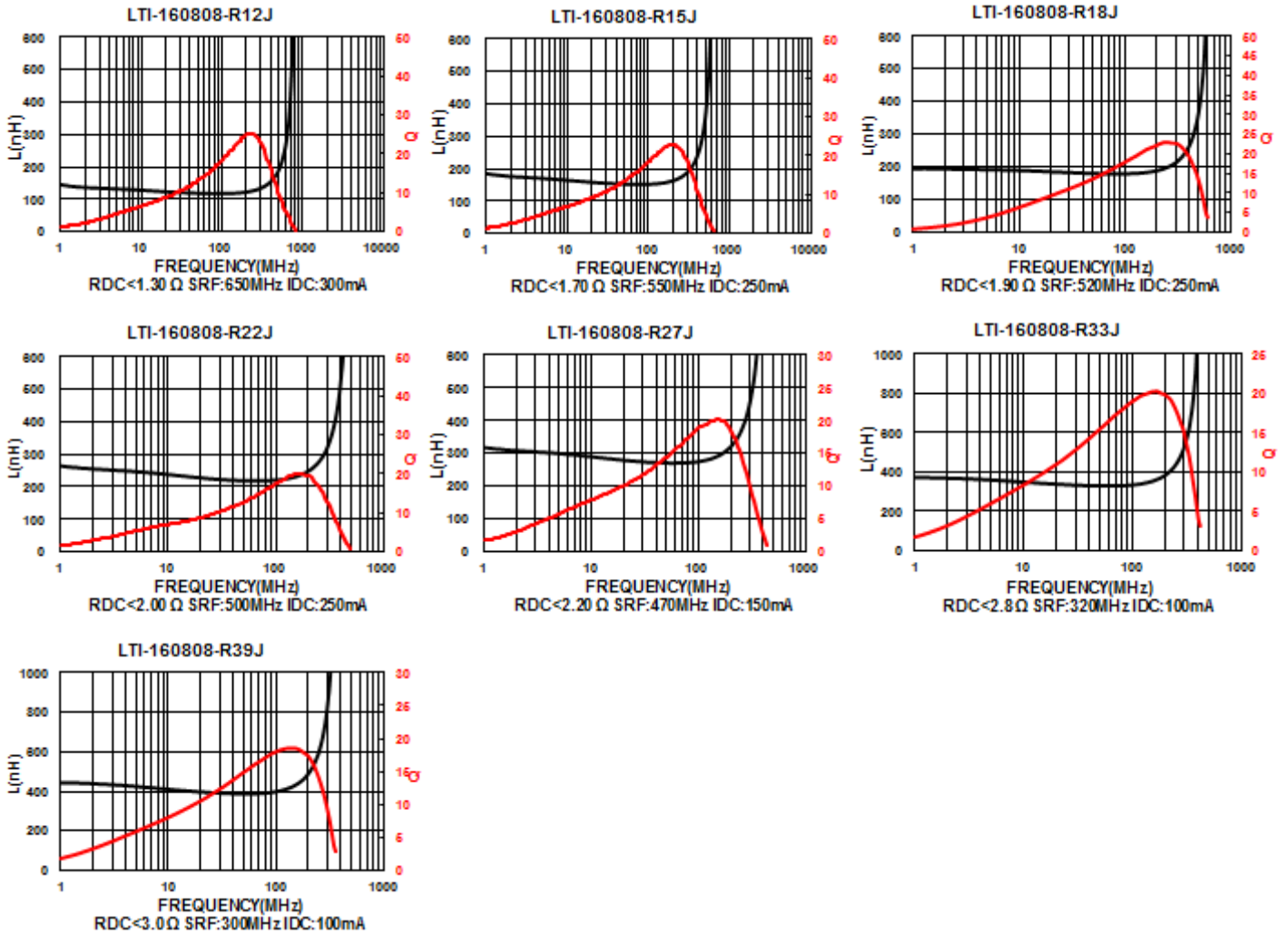
Test Instruments : Agilent E4991A Material/Impedance Analyzer



Please be sure to request approval specifications that provide further details of the products. Kindly note that the content of these specifications are subject to change or may be discontinued without prior notice. This product may not be designed/used in medical or high risk applications without Mag.Layers approval. Please contact our sales department before ordering.

SMD Multilayer Ceramic Chip Inductors – LTI-160808 Series

Test Instruments : Agilent E4991A Material/Impedance Analyzer



Please be sure to request approval specifications that provide further details of the products. Kindly note that the content of these specifications are subject to change or may be discontinued without prior notice. This product may not be designed/used in medical or high risk applications without Mag.Layers approval. Please contact our sales department before ordering.

LTI Series



The LTI Series is a type of ceramic chip inductor produced using the multilayer technology. The series provides excellent Q factor and SRF characteristics and is suitable for high frequency applications.

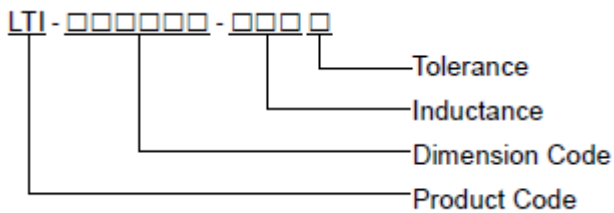
Features

- RoHS compliant
- Excellent Q factor and SRF characteristics
- Small size of 1005/1608 is suitable for small portable devices
- Supports operating frequency up to 6GHz with nominal inductance values from 1.0nH to 470nH.

Applications

- RF resonance and impedance matching circuit
- RF and wireless communication
- Information technology equipment, computers, telecommunications, radar detectors, automotive electronics, cellular phones, pagers, PDAs, keyless remote systems
- L-C filter configurations

Product Identification

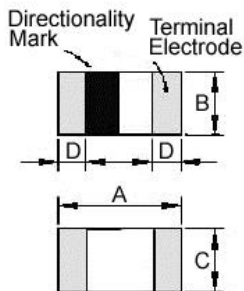


- Product series identification:

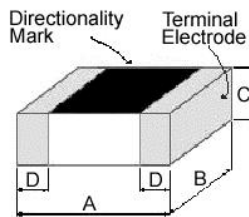
060303	Top side half mark.
100505	Top side full mark.
160808	Top side full mark.

Shape and Dimensions

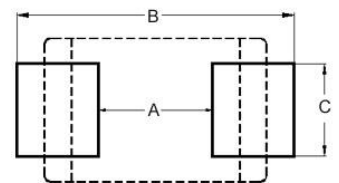
060303



100505 / 160808



Recommended Pattern



Dimensions in mm

TYPE	A	B	C	D
060303	0.6 ± 0.03	0.3 ± 0.03	0.3 ± 0.03	0.15 ± 0.05
100505	1.0 ± 0.10	0.5 ± 0.10	0.5 ± 0.10	0.25 ± 0.10
160808	1.6 ± 0.15	0.8 ± 0.15	0.8 ± 0.15	0.3 ± 0.2

Dimensions in mm

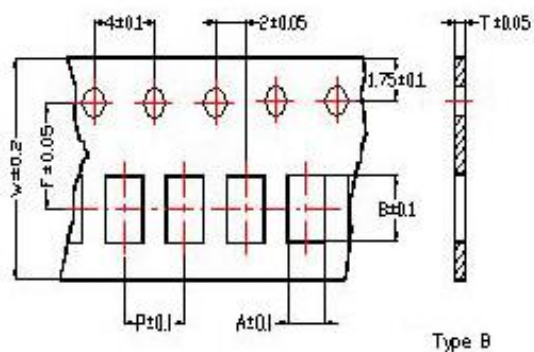
TYPE	A	B	C
060303	0.3	0.75 ~ 1.05	0.3
100505	0.4	1.2 ~ 1.4	0.5
160808	0.7 ~ 0.8	1.8 ~ 2.0	0.6 ~ 0.8



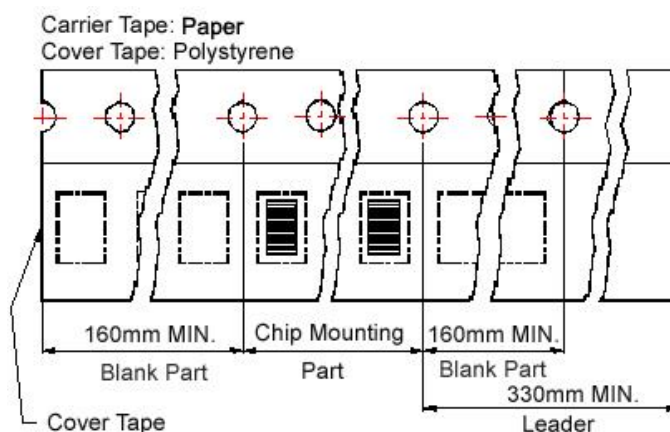
SMD Ceramic Multilayer Chip Inductors - LTI Series

Packaging Specifications

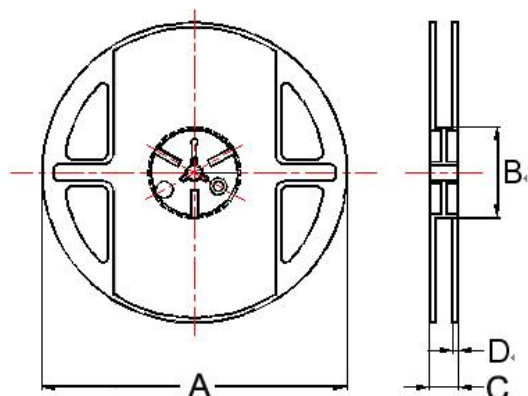
Tape Dimensions



Tape Material



Reel Dimensions



Dimensions in mm

TYPE	Tape Dimensions						Reel Dimensions				Quantity PCS / Reel
	A	B	T	W	P	F	A	B	C	D	
060303	0.37	0.67	0.42	8	2	3.5	180	60	13	1.5	15000
100505	0.62	1.12	0.60	8	2	3.5	178	60	12	1.5	10000
160808	1.00	1.80	0.95	8	4	3.5	178	60	12	1.5	4000